

**THE NATIONAL SMALL INDUSTRIES CORPORATION LTD.**

**BALANCE SHEET AS AT 31.03.2014**

(₹ in Lacs)

Particulars	Note No.		As at 31.03.14	As at 31.03.13
<b>I. EQUITY AND LIABILITIES</b>				
<b>Shareholders Fund</b>				
Share Capital	1	46298.80	46298.80	
Reserves and Surplus	2	4665.88	(1085.09)	
Money received against Share Warrants		0.00	50964.68	45213.71
Share Application Money Pending Allotment	2.1		7000.00	0.00
<b>Non-Current Liabilities</b>				
Long-Term Borrowings	3	7605.75	6769.30	
Deferred Tax Liabilities (Net)	4	0.00	0.00	
Other Long Term Liabilities	5	226.31	374.41	
Long-Term Provisions	6	3180.20	11012.26	9807.38
<b>Current Liabilities</b>				
Short-Term Borrowings	7	174818.80	139651.91	
Trade Payables	8	4698.41	4108.60	
Other Current Liabilities	9	10934.27	12383.24	
Short-Term Provisions	10	5346.90	195798.38	161316.14
<b>Total</b>			<b>264775.32</b>	<b>216337.23</b>
<b>II. ASSETS</b>				
<b>Non-Current Assets</b>				
<b>Fixed Assets</b>				
Tangible Assets	11	6003.96	5896.36	
Intangible Assets		94.12	22.19	
Capital Work-in-Progress		4471.73	3067.96	
Intangible Assets under Development		0.00	10569.81	8986.51
Non-Current Investments	12	7.78	7.78	
Deferred Tax Assets (Net)	4	0.00	0.00	
Long-Term Loans and Advances	13	1327.33	1897.33	
Other Non-Current Assets	14	146.45	159.52	
Unamortised Expenses		0.56	1482.12	2065.20
<b>Current Assets</b>				
Current Investments	15	0.00	0.00	
Inventories	16	43.80	70.46	
Trade Receivables	17	5677.04	4949.42	
Cash and Bank Balances	18	2934.16	5705.14	
Short-Term Loans and Advances	19	243886.37	194154.01	
Other Current Assets	20	182.01	406.48	
Unamortised Expenses		0.01	252723.39	205285.52
<b>Total</b>			<b>264775.32</b>	<b>216337.23</b>
<b>Other Notes on Accounts</b>	<b>35</b>			

Statement of Accounting Policies and Notes on Accounts form an integral part of Financial Statements.

As per our report of even date attached.

For K G Somani & Co.

Chartered Accountants

*Bhuvnesh Maheshwari*  
Bhuvnesh Maheshwari  
Partner



Membership No. : 088  
Firm Reg No. : 00659  
Place : New Delhi  
Date : 19.06.2014

*Ravindra Nath*  
Ravindra Nath  
Director Finance

*Gaurang Dixit*  
Gaurang Dixit  
General Manager (SG (Finance))

*H P Kumar*  
H P Kumar  
Chairman-cum-Managing Director

*Miti Sethi*  
Miti Sethi  
Company Secretary

**THE NATIONAL SMALL INDUSTRIES CORPORATION LTD.**

**NOTE - 1 SHARE CAPITAL**

(₹ in Lacs)

Particulars	As At 31.03.14	As At 31.03.13
<b>AUTHORISED</b>		
535 lacs (Previous Year 535 lacs) Equity Shares of ₹ 100 each	53500.00	53500.00
<b>ISSUED, SUBSCRIBED AND PAID UP</b>		
462.99 lacs (Previous Year 462.99) Equity Shares of ₹ 100 each fully paid up.	46298.80	46298.80
<b>As per Balance Sheet</b>	<b>46298.80</b>	<b>46298.80</b>

**ANNEXURE - 1A RECONCILIATION OF NUMBER OF SHARES OUTSTANDING**

Particulars	Equity Shares (No.)	Preference Shares (No.)
Shares outstanding at the beginning of the year	462.99	0.00
Shares issued during the year	0.00	0.00
Shares bought back during the year	0.00	0.00
Shares outstanding at the end of the year	462.99	0.00

**ANNEXURE - 1B DETAILS OF SHAREHOLDING OVER 5% SHARE IN CORPORATION**

Name of Shareholder	As At 31.03.14 No. of Share Held	As At 31.03.14 % of Holding	As At 31.03.13 No. of Share Held	As At 31.03.13 % of Holding
Government of India	462.99	0.00	462.99	0.00

**ANNEXURE - 1C DETAILS OF SHARES ALLOTTED PURSUANT TO CONTRACT(S) WITHOUT PAYMENT BEING RECEIVED IN CASH, BONUS SHARES AND SHARES BOUGHT BACK IN RESPECT OF LAST 5 YEARS**  
**Aggregate No. of Shares**

Particulars	2013-14	2012-13	2011-12	2010-11	2009-10
<b>Equity Shares:</b>					
Fully paid up pursuant to contract(s) without payment being received in cash	0.00	0.00	0.00	0.00	0.00
Fully paid up by way of bonus shares	0.00	0.00	0.00	0.00	0.00
Shares bought back	0.00	0.00	0.00	0.00	0.00
<b>Preference Shares:</b>					
Fully paid up pursuant to contract(s) without payment being received in cash	0.00	0.00	0.00	0.00	0.00
Fully paid up by way of bonus shares	0.00	0.00	0.00	0.00	0.00
Shares bought back	0.00	0.00	0.00	0.00	0.00

**ANNEXURE - 1D DETAILS OF CALLS UNPAID**

(₹ in Lacs)

Particulars	As At 31.03.14	As At 31.03.13
<b>Calls Unpaid</b>		
By Directors	0.00	0.00
By Officers	0.00	0.00

  
Gaurang Dixit  
General Manager-SG (Finance)



Page No. 12

  
NRI Senji  
Company Secretary

**THE NATIONAL SMALL INDUSTRIES CORPORATION LTD.**

**NOTE - 2 RESERVES & SURPLUS**

(₹ in Lacs)


Particulars	As At 01.04.13	Additions/ Created during the Year	Deductions during the year		As At 31.03.14
			Transfer/Sale/	Depreciation for the Year	
<b>CAPITAL RESERVES</b>					
<b>(Reserve representing value of Assets acquired out of grants received from Govt. of India)</b>					
Technical Centre	423.96	0.00	0.00	36.88	387.08
Government Purchase Plan	0.08	0.00	0.00	0.01	0.07
Appropriate Technology	0.43	0.00	0.00	0.20	0.23
Modernization - Lock Project	99.46	0.00	0.00	6.76	92.70
Development of North East Region	22.93	0.00	0.00	0.63	22.30
Technology Business Incubator	161.92	0.00	0.00	8.18	153.74
Mini Tool Room Centre	4.13	0.00	0.00	1.25	2.88
Marketing Assistance Scheme in North East Region	0.00	0.00	0.00	0.00	0.00
Minority Welfare Scheme	0.04	0.00	0.00	0.01	0.03
Modernization of Technical Centre	2.68	0.00	0.00	0.33	2.35
Science & Technology Project	1.28	0.00	0.00	0.36	0.92
Product Design Centre (PRIDE)	12.92	0.00	0.00	0.51	12.41
Technology Business Incubator (IT)	4.08	0.00	0.00	0.32	3.76
Laghu Udyog Mart(LUM)	345.93	0.00	0.00	10.43	335.50
Interest Differential Fund on KFW (West Germany) Loans	22.45	0.00	0.00	0.52	21.93
Technology Development of Baking Oven	0.00	0.00	0.00	0.00	0.00
DST - STEP (S & T Project)	63.01	5.56	0.00	3.55	65.02
Testing Fuel Efficient Diesel Engine (TFEDE)	0.13	0.00	0.00	0.00	0.13
Leather Goods in Mfg. Trg. Centre(LGMTC)	0.00	0.00	0.00	0.00	0.00
Marketing Development Centre	73.83	0.00	0.00	1.56	72.27
Interest Differential Fund on S&T Project	0.00	0.00	0.00	0.00	0.00
India Inclusive Innovation Fund (IIF)	0.00	0.00	0.00	0.00	0.00
Bureau of Energy Efficiency	0.00	0.00	0.00	0.00	0.00
Sub Total	<b>1239.26</b>	<b>5.56</b>	<b>0.00</b>	<b>71.50</b>	<b>1173.31</b>
<b>OTHER RESERVES</b>					
Capital Replacement Reserve	63.14	0.00	0.00	0.00	63.14
Risk Fund	451.05	185.10	0.00	0.00	636.15
Research & Development Fund	0.00	0.00	0.00	0.00	0.00
Corporate Social Responsibility Fund	0.00	0.00	0.00	0.00	0.00
Sustainable Development Fund	0.00	0.00	0.00	0.00	0.00
General Reserve	0.00	0.00	0.00	0.00	0.00
Surplus as per Statement of Profit and Loss	(2838.54)	5631.82	0.00	0.00	2793.28
As per Balance Sheet	<b>(1085.09)</b>	<b>5622.48</b>	<b>0.00</b>	<b>71.50</b>	<b>4665.88</b>

**ANNEXURE - 2A DETAILS OF APPORTIONMENT OF CURRENT YEAR PROFIT**

(₹ in Lacs)

Particulars	As At 31.03.14	As At 31.03.13
Profit for the Year	7593.80	6235.50
Add: Transfer from Risk Fund	0.00	0.00
Add: Transfer from General Reserve	0.00	0.00
Less: Proposed Dividend	1518.76	1247.10
Less: Tax on Proposed Dividend	258.12	211.94
Less: Transfer to Risk Fund	185.10	163.45
Less: Transfer to General Reserve	0.00	0.00
	<b>5631.82</b>	<b>4613.01</b>

  
Gaurang Dixit  
General Manager-SG (Finance)



  
Niti Sethi  
Company Secretary

**NOTE – 2.1 Share Application Money Pending Allotment**

S. No.	Particulars	As at 31.03.2014	As at 31.03.2013
1.	Terms and conditions	₹ 100/- per share. The amount of ₹ 7000 lacs given by Government of India towards equity share capital.	-
2.	Number of shares proposed to be issued	70 lacs	-
3.	The amount of premium, if any	Nil	-
4.	The period before which shares are to be allotted	N.A.	-
5.	Whether the company has sufficient authorized share capital to cover the share capital amount on allotment of shares out of share applications money	Yes	-
6.	Interest accrued on amount due for refund	Nil	-
7.	The period for which the share application money has been pending beyond the period for allotment as mentioned in the share application form alongwith the reasons for such share application money being pending;	N.A.  70 lacs shares of ₹ 100/- each, have been issued in the favour of President of India in 487 <sup>th</sup> Board Meeting held on 30 <sup>th</sup> May, 2014.	-

  
Gaurang Dixit  
General Manager-SG (Finance)




  
Miti Sethi  
Company Secretary

**THE NATIONAL SMALL INDUSTRIES CORPORATION LTD.**

**NOTE - 3 LONG TERM BORROWINGS**

Particulars	(₹ in Lacs)	
	As At 31.03.14	As At 31.03.13
<b>Secured</b>		
Bonds/Debentures	0.00	0.00
Term Loans from		
Banks	900.00	900.00
Others from		
Govt. of India	0.00	0.00
State Govt.	0.00	0.00
Financial Institutions	0.00	0.00
Foreign Financial Institutions	0.00	0.00
Others	0.00	0.00
Deferred Payment Liabilities	0.00	0.00
Deposits	0.00	0.00
Loans and Advances from Related Parties	0.00	0.00
Long Term Maturities of Finance Lease Obligations	0.00	0.00
Other Loans and Advances from		
Govt. of India	0.00	0.00
State Govt.	0.00	0.00
Financial Institutions	0.00	0.00
Foreign Financial Institutions	0.00	0.00
Others	0.00	0.00
<b>Sub Total</b>	<b>900.00</b>	<b>900.00</b>
<b>Unsecured</b>		
Bonds/Debentures	0.00	0.00
Term Loans from		
Banks	0.00	0.00
Other Parties from		
Govt. of India	0.00	0.00
State Govt.	0.00	0.00
Financial Institutions	0.00	0.00
Foreign Financial Institutions	6705.75	5869.30
Others	0.00	0.00
Deferred Payment Liabilities	0.00	0.00
Deposits	0.00	0.00
Loans and Advances from Related Parties	0.00	0.00
Long Term Maturities of Finance Lease Obligations	0.00	0.00
Other Loans and Advances from		
Govt. of India	0.00	0.00
State Govt.	0.00	0.00
Financial Institutions	0.00	0.00
Foreign Financial Institutions	0.00	0.00
Others	0.00	0.00
<b>Sub Total</b>	<b>6705.75</b>	<b>5869.30</b>
<b>As per Balance Sheet</b>	<b>7605.75</b>	<b>6769.30</b>

  
Gaurang Dixit  
General Manager-SG (Finance)



  
NIT Sethi  
Company Secretary

**THE NATIONAL SMALL INDUSTRIES CORPORATION LTD.**

**ANNEXURE - 3A DETAILS OF LONG TERM BORROWINGS**

(₹ in lacs)

Particulars	Amount outstanding as on				Terms of Repayment & Frequency of repayable installments (Monthly/quarterly/half yearly/Annually)	Nature of Security	Whether guaranteed by Directors or Others	Continuing Default as on 31.03.14	
	31/03/14		31/03/13					Period	Amount
	Due after 12 months from 31.03.14	Due within 12 months from 31.03.2014	Due after 12 months from 31.03.13	Due within 12 months from 31.03.13					
<b>Secured</b>									
Bonds/Debentures	0	0	0	0					
<b>Term Loans from Banks</b>									
Vijaya Bank	900	0	900	0	Half Yearly	Primary Security :- 1) Second charge on commercial land (already reg mortgage to the HSBC Bank Ltd.) admeasuring 30066.76 Sq. . Situated at Okhla Industrial Estate, New Delhi 2) First charge on the proposed construction (superstructure) there on with the estimated cost of Rs 112 cr (excluding land) Collateral Security :- EMDTD of Khasra no. 529 (1-2) measuing 10 bighas and 15 biswa at Village Bahpur, Tehsil Kalkaji, New Delhi.			
	900	0	900	0					
<b>Others from</b>									
Govt. of India	0	0	0	0					
State Govt.	0	0	0	0					
Financial Institutions	0	0	0	0					
Foreign Financial Institutions	0	0	0	0					
Others	0	0	0	0					
Deferred Payment Liabilities	0	0	0	0					
Deposits									



**ANNEXURE - 3A DETAILS OF LONG TERM BORROWINGS**

(₹ in lacs)

Particulars	Amount outstanding as on				Terms of Repayment & Frequency of repayable Installments (Monthly/quarterly/half yearly/annually)	Nature of Security	Whether guaranteed by Directors or Others	Continuing Default as on 31.03.14	
	31/03/14		31/03/13					Period	Amount
	Due after 12 months from 31.03.14	Due within 12 months from 31.03.2014	Due after 12 months from 31.03.13	Due within 12 months from 31.03.13					
Loans and Advances from Related Parties	0	0	0	0					
Long Term Maturities of Finance Lease Obligations	0	0	0	0					
<b>Other Loans and Advances from</b>									
Govt. of India	0	0	0	0					
State Govt.	0	0	0	0					
Financial Institutions	0	0	0	0					
Foreign Financial Institutions	0	0	0	0					
Others	0	0	0	0					
<b>Sub Total</b>									
<b>Unsecured</b>									
Bonds/Deventures	0	0	0	0					
<b>Term Loans from</b>									
Banks	0	0	0	0					
<b>Other Parties from</b>									
Govt. of India	0	0	0	0					
State Govt	0	0	0	0					
Financial Institutions	0	0	0	0					
Foreign Financial Institutions	0	0	0	0					



**ANNEXURE - 3A DETAILS OF LONG TERM BORROWINGS**

(₹ in lacs)

Particulars	Amount outstanding as on				Terms of Repayment & Frequency of repayable installments (Monthly/quarterly/half yearly/Annually)	Nature of Security	Whether guaranteed by Directors or Others	Continuing Default as on 31.03.14	
	31/03/14		31/03/13					Period	Amount
	Due after 12 months from 31.03.14	Due within 12 months from 31.03.2014	Due after 12 months from 31.03.13	Due within 12 months from 31.03.13					
XIth LINE OF CREDIT	2903.27	105.00	2532.60	88.40	Half Yearly	---	Guaranteed by Government of India	---	0.00
XIth LINE OF CREDIT	2944.25	140.00	2596.56	117.86	Half Yearly	---	Guaranteed by Government of India	---	0.00
Artigiancassa SPA, Italy	858.23	20.93	740.14	0.00	Half Yearly	---	Guaranteed by Government of India	---	0.00
	<b>6705.75</b>	<b>265.93</b>	<b>5869.30</b>	<b>206.26</b>					
Others	0	0	0	0					
Deferred Payment Liabilities	0	0	0	0					
Deposits	0	0	0	0					
Loans and Advances from Related Parties	0	0	0	0					
Long Term Maturities of Finance Lease Obligations	0	0	0	0					
<b>Other Loans and Advances from</b>									
Govt of India	0	0	0	0					
State Govt	0	0	0	0					
Financial Institutions	0	0	0	0					
Foreign Financial Institutions	0	0	0	0					
Others	0	0	0	0					






**ANNEXURE - 3A DETAILS OF LONG TERM BORROWINGS**

Particulars	Amount outstanding as on				Terms of Repayment & Frequency of repayable instalments (Monthly/quarterly /half yearly/Annually)	Nature of Security	Whether guaranteed by Directors or Others	Continuing Default as on 31.03.14	
	31/03/14		31/03/13					Period	Amount
	Due after 12 months from 31.03.14	Due within 12 months from 31.03.2014	Due after 12 months from 31.03.13	Due within 12 months from 31.03.13					
	0	0	0	0					
Sub Total	6705.75	265.93	5869.30	206.26					
Total	7605.75	265.93	6769.30	206.26					

  
Gaunang DIXIT  
General Manager-SG (Finance)



  
Niti Sethi  
Company Secretary


**THE NATIONAL SMALL INDUSTRIES CORPORATION LTD.**

**NOTE - 4 DEFERRED TAX ASSETS/LIABILITIES (NET)**


(₹ in Lacs)

Particulars	As At 31.03.14	As At 31.03.13
Deferred Tax Liabilities	0.00	0.00
Deferred Tax Assets	0.00	0.00
<b>As per Balance Sheet</b>	<b>0.00</b>	<b>0.00</b>

Note : The detail in respect of above has been disclosed at SI No. 11 of Note-35



  
Gaurang Dixit  
General Manager-SG (Finance)

  
Nishi Sethi  
Company Secretary

**THE NATIONAL SMALL INDUSTRIES CORPORATION LTD.**

**NOTE - 5 OTHER LONG TERM LIABILITIES**

Particulars	As At 31.03.14	As At 31.03.13
Security Deposit Payable	215.90	359.85
Income Received in Advance	3.84	1.19
Earnest Money Deposits (EMD)	6.57	13.37
Other Payables-Employees	0.00	0.00
Other Payables-Others	0.00	0.00
Other Long Term Liabilities	0.00	0.00
<b>As per Balance Sheet</b>	<b>226.31</b>	<b>374.41</b>



*Gaurang Dixit*  
Gaurang Dixit  
General Manager-SG (Finance)

*Niti Sethi*  
Niti Sethi  
Company Secretary

**THE NATIONAL SMALL INDUSTRIES CORPORATION LTD.**

**NOTE - 6 LONG TERM PROVISIONS**

(₹ in Lacs)

Particulars	As At 31.03.14		As At 31.03.13	
<b>Provisions for Employee Benefits</b>				
For Gratuity	3177.12		2660.76	
For TA on Retirement	3.08	3180.20	2.91	2663.67
<b>Others</b>				
<b>For Exchange Variation</b>				
Balance as per last Balance Sheet	0.00		0.00	
Add: Provision made during the Year	0.00		0.00	
Less: Utilised for Exchange Variation Losses	0.00		0.00	
Less: Amount written back	0.00	0.00	0.00	0.00
<b>For Promotional Activity (KFW)</b>				
Balance as per last Balance Sheet	0.00		0.00	
Add: Provision made during the Year	74.17		66.80	
Less: Amount written back	74.17	0.00	66.80	0.00
<b>As per Balance Sheet</b>		<b>3180.20</b>		<b>2663.67</b>

**ANNEXURE - 6A DETAILS OF ADDITIONS, REVERSALS & UTILIZATIONS OF PROVISIONS**


(₹ in Lacs)

Particulars	Opening Balance	Additions during the Year	Utilizations/ Reversals/ Adjustments	Closing Balance
For Gratuity	2660.76	516.36	0.00	3177.12
For TA on Retirement	2.91	0.17	0.00	3.08
For Exchange Variation	0.00	0.00	0.00	0.00
For Promotional Activity (KFW)	0.00	74.17	74.17	0.00
<b>Total</b>	<b>2663.67</b>	<b>590.70</b>	<b>74.17</b>	<b>3180.20</b>

Note: In compliance with Provisions of AS-29.

  
Gaurang Dixit  
General Manager-SG (Finance)

Page No. 22



  
Niti Sethi  
Company Secretary

**THE NATIONAL SMALL INDUSTRIES CORPORATION LTD.**

**NOTE - 7 SHORT TERM BORROWINGS**

(₹ in Lacs)

Particulars	As At 31.03.14		As At 31.03.13
<b>Secured</b>			
Loans Repayable on Demand from			
Banks			
Working Capital Loan	144329.92		97270.56
Cash Credit	1476.97		42231.57
Overdraft	29011.91		149.78
Term Loan	0.00	174818.80	0.00
Other Parties		0.00	0.00
Loans and Advances from Related Parties		0.00	0.00
Deposits		0.00	0.00
Other Loans and Advances		0.00	0.00
<b>Sub Total</b>		<b>174818.80</b>	<b>0.00</b>
<b>Unsecured</b>			
Loans Repayable on Demand from			
Banks			
Working Capital Loan	0.00		0.00
Cash Credit	0.00		0.00
Overdraft	0.00		0.00
Term Loan	0.00	0.00	0.00
Other Parties		0.00	0.00
Loans and Advances from Related Parties		0.00	0.00
Deposits		0.00	0.00
Other Loans and Advances		0.00	0.00
<b>Sub Total</b>		<b>0.00</b>	<b>0.00</b>
<b>As per Balance Sheet</b>		<b>174818.80</b>	<b>139651.91</b>

  
Gaurang Dixit  
General Manager-SG (Finance)



  
Niti Sethi  
Company Secretary

**THE NATIONAL SMALL INDUSTRIES CORPORATION LTD.**

**ANNEXURE - 7A DETAILS OF SHORT TERM BORROWINGS**

(₹ in Lacs)

Particulars	Amount Outstanding as on 31.03.14	Amount Outstanding as on 31.03.13	Nature of Security	Whether guaranteed by Directors or Others	Continuing Default as on 31.03.14	
					Period	Amount
<b>Secured</b>				--		
Loans Repayable on Demand from				--		
Banks				--		
Working Capital Loans				--		
The Hongkong & Shanghai Banking Corp. Ltd.	18500.00	59500.00	Secured against exclusive registered mortgage of free hold Land measuring 41920 Sq.Mtr at Okhla Industrial Estate, New Delhi & pari passu charge over receivables under RMA scheme & book debts under marketing activities.	--		0.00
State Bank of India	125829.92	37770.56	Secured against equitable mortgage of property measuring 59 bigha & 7 biswa situated at Okhla Indl Estate, New Delhi and pari passu charge on book debts/current assets.	Nil		0.00
	<u>144329.92</u>	<u>97270.56</u>				<u>0.00</u>
<b>Cash Credit</b>				--		
Punjab National Bank	1464.57	4.53	Secured against equitable mortgage of land & building at Okhla Indl Estate, New Delhi & pari passu charge over receivables in the form of loans & advances, book debts, bills discounted and all the current assets pertaining to marketing activities	--		0.00
Vijaya Bank	12.24	29983.67	Secured against registered mortgage of property situated at Okhla Industrial Estate, New Delhi and pari passu charge on book debts/current assets.	Nil		0.00



**ANNEXURE - 7A DETAILS OF SHORT TERM BORROWINGS**

(₹ in Lacs)


Particulars	Amount Outstanding as on 31.03.14	Amount Outstanding as on 31.03.13	Nature of Security	Whether guaranteed by Directors or Others	Continuing Default as on 31.03.14	
					Period	Amount
State Bank of India	0.00	12043.25	Secured against equitable mortgage of property measuring 59 bigha & 7 biswa situated at Okhla Indl Estate, New Delhi and pari passu charge on book debts/current assets.	Nil		0.00
Andhra Bank	0.00	200.12	Pari Passu charge over Book Debts/Receivables of Raw Material Assistance & other current assets (both present & future)	Nil		0.00
United Bank of India	0.16	0.00	Pari Passu charge over Book Debts/Receivables of Raw Material Assistance & other current assets (both present & future)	Nil		0.00
	<b>1476.97</b>	<b>42231.57</b>				<b>0.00</b>
Overdraft						
The Hongkong & Shanghai Banking Corp. Ltd	29011.91	149.78	Secured against exclusive registered mortgage of free hold Land measuring 41920 Sq.Mtr at Okhla Industrial Estate, New Delhi & pari passu charge over receivables under RMA scheme & book debts under marketing activities.	Nil		0.00
China Trust Commercial Bank-Overdraft	0.00	0.00	Secured by way of hypothecation of account recievables/book debts under Hire Purchase Scheme pertaining to Chennai, Mumbai, Delhi & Noida.	Nil		0.00
	<b>29011.91</b>	<b>149.78</b>				<b>0.00</b>
Term Loan						



**ANNEXURE - 7A DETAILS OF SHORT TERM BORROWINGS**

(₹ in Lacs)

Particulars	Amount Outstanding as on 31.03.14	Amount Outstanding as on 31.03.13	Nature of Security	Whether guaranteed by Directors or Others	Continuing Default as on 31.03.14	
					Period	Amount
Corporation Bank- Short Term Loan	0.00	0.00	Secured against equitable mortgage of land & building at Chennai and plant & machinery attached to earth & pari passu charge on the book debts/current assets.	Nil		0.00
Bank of Tokyo-Short Term Loan	0.00	0.00	Secured against registered mortgage of Property situated at Okhla Industrial Estate, New Delhi.	Nil		0.00
	<u>0.00</u>	<u>0.00</u>				<u>0.00</u>
Other Parties			--	--		
	<u>0.00</u>	<u>0.00</u>				<u>0.00</u>
Loans and Advances from Related Parties			--	--		
	<u>0.00</u>	<u>0.00</u>				<u>0.00</u>
Deposits			--	--		
	<u>0.00</u>	<u>0.00</u>				<u>0.00</u>
Other Loans and Advances			--	--		
	<u>0.00</u>	<u>0.00</u>				<u>0.00</u>
<b>Sub Total</b>	<b>174818.80</b>	<b>139651.91</b>		--		<b>0.00</b>
<b>Unsecured</b>			--	--		
Loans Repayable on Demand from			--	--		
Banks			--	--		
Working Capital Loans			--	--		
	<u>0.00</u>	<u>0.00</u>				<u>0.00</u>
Cash Credit			--	--		
	<u>0.00</u>	<u>0.00</u>				<u>0.00</u>
Overdraft			--	--		
The Hongkong & Shanghai Banking Corp Ltd.	0.00	0.00		--		0.00
	<u>0.00</u>	<u>0.00</u>				<u>0.00</u>






**ANNEXURE - 7A DETAILS OF SHORT TERM BORROWINGS**

(₹ in Lacs)

Particulars	Amount Outstanding as on 31.03.14	Amount Outstanding as on 31.03.13	Nature of Security	Whether guaranteed by Directors or Others	Continuing Default as on 31.03.14	
					Period	Amount
Term Loan			--	--		
Union Bank of India	0.00	0.00		Nil		0.00
	0.00	0.00				0.00
Other Parties			--	--		
	0.00	0.00				0.00
Loans and Advances from Related Parties			--	--		
	0.00	0.00				0.00
Deposits			--	--		
	0.00	0.00				0.00
Other Loans and Advances			--	--		
	0.00	0.00				0.00
<b>Sub Total</b>	<b>0.00</b>	<b>0.00</b>		--		<b>0.00</b>
<b>Total</b>	<b>174818.80</b>	<b>139651.91</b>		--		<b>0.00</b>

  
Gaurang Dixit  
General Manager-SG (Finance)



  
Nishu Sothi  
Company Secretary

**THE NATIONAL SMALL INDUSTRIES CORPORATION LTD.**

**NOTE - 8 TRADE PAYABLES**

Particulars	(₹ in Lacs)	
	As At 31.03.14	As At 31.03.13
<b>Trade Payables</b>		
Due to MSME Units	0.00	0.00
Due to Others	4698.41	4108.60
Balances due to Trade Receivables	0.00	0.00
Due to Related Parties	0.00	0.00
Others	0.00	0.00
	<u>4698.41</u>	<u>4108.60</u>

  
Gaurang Dixit  
General Manager - SG (Finance)



  
Niti Sethi  
Company Secretary

**THE NATIONAL SMALL INDUSTRIES CORPORATION LTD.**


**NOTE - 9 OTHER CURRENT LIABILITIES**

(₹ in Lacs)

Particulars	As At 31.03.14	As At 31.03.13
Current Maturities of Long-Term Debt	265.93	206.26
Current Maturities of Other Long-Term Debt	0.00	0.00
Current Maturities of Long Term Provisions	273.42	372.02
Current Maturities of Short Term Provisions	0.00	0.00
Amounts Payable to Government of India against Surplus in Grants (Net)	288.17	1160.25
Interest Accrued But Not Due on Borrowings / CSD	111.49	345.91
Interest Accrued and Due on Borrowings / CSD	0.00	0.00
Unpaid Dividends	0.00	0.00
Unpaid Matured Deposits and Interest Accrued thereon	0.00	0.00
Unpaid Matured Debentures and Interest Accrued thereon	0.00	0.00
Unclaimed Public Deposit	0.00	0.00
Family Pension and Provident Fund Payable	105.63	94.63
Other Payables-Employees	633.00	626.08
Other Payables-Taxes	447.98	548.59
Other Payables	5903.09	5994.04
Securities Deposit Payable	850.28	988.13
Income Received in Advance	1952.04	1947.96
Earnest Money Deposit (EMD)	73.64	81.32
Balance Due to Trade Receivables	29.60	18.05
<b>As per Balance Sheet</b>	<b>10934.27</b>	<b>12383.24</b>



  
Gaurang Dixit  
General Manager-SG (Finance)


  
Niki Sethi  
Company Secretary

**THE NATIONAL SMALL INDUSTRIES CORPORATION LTD.**

**ANNEXURE - 9A AMOUNTS PAYABLE TO GOVERNMENT OF INDIA AGAINST SURPLUS IN GRANTS**

(₹ in Lacs)

Particulars	Balance Brought Forward From		Received During The Year	Reimb/ Refund/ Adjustment	Fixed Assets Acquired/ WIP	Net Revenue Expenditure	Total Expenditure	Excess of Expenditure over Income (Tfr from Prom. To Com.)	Reimbursable Expenditure	As at 31.03.14	
	Deficit	Surplus								Deficit	Surplus
	<b>Marketing Assistance Scheme</b>										
Marketing Assistance Scheme	206.27	0.00	648.49	206.27	0.00	1125.69	1125.69	0.01	1125.68	477.20	0.00
Marketing Assistance Scheme -SCSP(Scheduled Caste Sub Plan)	0.00	23.71	90.91	(23.71)	0.00	103.67	103.67	0.01	103.66	12.75	0.00
Marketing Assistance Scheme-TSP (Tribal Sub Plan)	0.00	0.00	1.90	0.00	0.00	1.90	1.90	0.00	1.90	0.00	0.00
Marketing Assistance Scheme in North East Region(NER)	0.00	0.00	140.11	0.00	0.00	148.50	148.50	0.02	148.48	8.36	0.00
<b>Sub Total</b>	<b>206.27</b>	<b>23.71</b>	<b>881.41</b>	<b>182.56</b>	<b>0.00</b>	<b>1379.76</b>	<b>1379.76</b>	<b>0.04</b>	<b>1379.72</b>	<b>498.31</b>	<b>0.00</b>
<b>Performance and Credit Rating Scheme</b>											
Performance and Credit Rating Scheme	0.00	1775.08	5570.00	0.00	0.00	8318.78	8318.78	0.01	8318.77	973.68	0.00
Performance and Credit Rating Scheme- SCSP ( Scheduled Caste Sub Plan)	0.00	0.00	0.00	0.00	0.00	0.00	0.00	0.00	0.00	0.00	0.00
Performance and Credit Rating Scheme - TSP ( Tribal Sub Plan)	0.00	0.00	0.00	0.00	0.00	0.00	0.00	0.00	0.00	0.00	0.00
Performance and Credit Rating Scheme in North East Region(NER)	33.14	0.00	194.86	33.14	0.00	206.98	206.98	0.00	206.98	12.12	0.00
<b>Sub Total</b>	<b>33.14</b>	<b>1775.08</b>	<b>5764.86</b>	<b>33.14</b>	<b>0.00</b>	<b>8525.76</b>	<b>8525.76</b>	<b>0.01</b>	<b>8525.75</b>	<b>985.80</b>	<b>0.00</b>
Rajiv Gandhi Udyami Mitra Yojna	0.00	0.00	0.00	0.00	0.00	0.00	0.00	0.00	0.00	0.00	0.00
Laghu Udyog Mart	0.00	0.00	0.00	0.00	0.00	0.00	0.00	0.00	0.00	0.00	0.00
International Co-operation, Modernization & Technology Upgradation	14.58	0.00	5.26	14.58	0.00	14.98	14.98	0.00	14.98	9.72	0.00
North East Expo	7.00	0.00	0.00	0.00	0.00	0.00	0.00	0.00	0.00	7.00	0.00
DST - STEP (S&T Project)	0.00	5.64	0.00	0.00	5.56	0.00	5.56	0.00	5.56	0.00	0.08
<b>Technology Business Incubator</b>											
Guwahati	0.00	0.00	0.00	0.00	0.00	0.00	0.00	0.00	0.00	0.00	0.00
Hawrah	0.00	0.00	0.00	0.00	0.00	0.00	0.00	0.00	0.00	0.00	0.00
<b>Sub Total</b>	<b>0.00</b>	<b>0.00</b>	<b>0.00</b>	<b>0.00</b>	<b>0.00</b>	<b>0.00</b>	<b>0.00</b>	<b>0.00</b>	<b>0.00</b>	<b>0.00</b>	<b>0.00</b>
<b>Assistance for Training to institutions</b>											
Assistance for Training to Institutions	314.61	0.00	138.64	314.61	0.00	127.16	127.16	0.00	127.16	0.00	11.48
Assistance for Training to Institutions in North East Region	65.96	0.00	0.00	65.96	0.00	0.00	0.00	0.00	0.00	0.00	0.00
<b>Sub Total</b>	<b>380.57</b>	<b>0.00</b>	<b>138.64</b>	<b>380.57</b>	<b>0.00</b>	<b>127.16</b>	<b>127.16</b>		<b>127.16</b>	<b>0.00</b>	<b>11.48</b>





**THE NATIONAL SMALL INDUSTRIES CORPORATION LTD.**

**NOTE - 10 SHORT TERM PROVISIONS**


Particulars			(₹ in Lacs)	
			As At 31.03.14	As At 31.03.13
<b>Provisions for Employee Benefits</b>				
For Leave encashment	1906.72		1663.98	
For Leave Travel Concession	1.97		3.78	
For Sick Leave	288.56		425.07	
For Pay Revision	0.00	2197.25	0.00	2092.83
<b>Others</b>				
For Doubtful Debts & Advances	9144.25		9274.92	
Less: Adjustment as per contra against Trade Receivables, Loans & Advances, etc.	9144.25	0.00	9274.92	0.00
For Income Tax (Net of Payments)	175.19		211.94	
For Wealth Tax	0.00		0.00	
For Sales Tax	0.29		0.00	
For Interest Tax	0.00		0.00	
For Fringe Benefit Taxes	0.00		0.00	
For Proposed Dividend	1518.76		1247.10	
For Tax on Proposed Dividend	258.12	1952.36	211.94	1670.98
<b>For Exchange Variation</b>				
Balance as per last Balance Sheet	1408.58		1194.54	
Add: Provision made during the Year	595.28		533.49	
Less: Utilised for Exchange Variation Losses	806.57		103.24	
Less: Amount written back	0.00	1197.29	216.21	1408.58
<b>As per Balance Sheet</b>		<b>5346.90</b>		<b>5172.39</b>

**ANNEXURE - 10A DETAILS OF ADDITIONS, REVERSALS & UTILIZATIONS OF PROVISIONS**

Particulars	(₹ in Lacs)			
	Opening Balance	Additions during the Year	Utilizations/ Reversals/ Adjustments	Closing Balance
For Leave Encashment	1663.98	242.74	0.00	1906.72
For Leave Travel concession	3.78	0.00	1.81	1.97
For Sick Leave	425.07	0.00	136.51	288.56
For Pay Revision	0.00	0.00	0.00	0.00
For Doubtful Debts & Advances	0.00	-130.67	-130.67	0.00
For Income Tax	211.94	0.00	36.75	175.19
For Wealth Tax	0.00	0.00	0.00	0.00
For Sales Tax	0.00	0.29	0.00	0.29
For Interest Tax	0.00	0.00	0.00	0.00
For Fringe Benefit Taxes	0.00	0.00	0.00	0.00
For Proposed Dividend	1247.10	1518.76	1247.10	1518.76
For Tax on Proposed Dividend	211.94	258.12	211.94	258.12
For Exchange Variation	1408.58	595.28	806.57	1197.29
<b>Total</b>	<b>5172.39</b>	<b>2484.52</b>	<b>2310.01</b>	<b>5346.90</b>

Note: In compliance with Provisions of AS-29.

  
Gaurang Dixit  
General Manager-SG (Finance)



  
Niti Bethi  
Company Secretary

**THE NATIONAL SMALL INDUSTRIES CORPORATION LTD.**

**NOTE - 11 FIXED ASSETS**

(₹ in lacs)

Particulars	As At 01/04/13		GROSS BLOCK							ACCUMULATED DEPRECIATION			LTA		NET BLOCK		
	As At 01/04/13	Additions	Sale	Acquired through Business Combination	Revaluation/ (Impairment)	Inter Unit Transfer/ Inter Group Adjustment	Cost As At 31.03.14	As At 01/04/13	Depreciation Charge for the Year	Sales	Adjustment due to Revaluation/ (Impairment)	Inter Unit Transfer/ Inter Group Adjustment	As At 31/03/14	As At 31/03/14	As At 31/03/13	As At 31/03/14	As At 31/03/13
<b>TANGIBLE ASSETS</b>																	
<b>1. OWN ASSETS</b>																	
BUILDING	1356.36	2.22	0.00	0	0	-2570.76	3929.34	308.93	64.65	0.00	0	-113.73	467.31	0.00	0.00	3442.03	1047.43
Furniture & Fittings	276.32	30.50	1.85	0	0	-20.40	325.37	179.10	13.43	1.78	0	-0.45	191.20	0.00	0.00	134.17	97.22
Land	25.41	0.00	0.22	0	0	0.00	25.19	2.06	0.12	0.00	0	0.00	2.18	0.00	0.00	23.01	23.35
Office Equipments	589.53	62.51	4.53	0	0	-8.23	655.74	319.19	50.86	3.89	0	0.74	365.42	0.00	0.18	290.32	270.16
Vehicle	91.60	9.75	4.48	0	0	0.00	96.87	66.24	4.06	4.48	0	0.00	65.82	0.00	0.00	31.05	25.36
Plant & Equipment	274.11	6.27	0.24	0	0	-436.02	716.16	164.15	34.13	0.24	0	-56.97	255.01	0.00	0.00	461.15	109.96
Total	2613.33	111.25	11.32	0	0	-3035.41	5748.67	1039.67	167.25	10.39	0	-170.41	1366.94	0.00	0.18	4381.73	1573.48
<b>2. LEASED ASSETS</b>																	
Plant & Equipments	380.22	0.00	54.41	0	0	0.00	325.81	336.32	2.79	53.52	0	0.00	285.59	22.42	21.07	17.80	22.83
<b>3. SEIZED LEASE ASSETS</b>																	
Plant & Equipments	100.10	0.00	0.00	0	0	0.00	100.10	95.15	0.55	0.00	0	0.00	95.70	-49.43	-48.87	53.83	53.82
<b>4. ASSETS ACQUIRED OUT OF GOVT. GRANTS</b>																	
Land	23.04	0.00	0.00	0	0	0.00	23.04	4.39	0.14	0.00	0	0.00	4.53	0.00	0.00	18.51	18.65
Building	879.85	0.00	0.00	0	0	0.00	879.85	353.81	13.08	0.00	0	0.00	366.89	0.00	0.00	512.96	526.04
Furniture & Fittings	63.50	0.00	0.00	0	0	0.00	63.50	53.80	1.25	0.00	0	0.00	55.05	0.00	0.00	8.45	9.70
Office Equipments	458.73	0.00	0.46	0	0	0.00	458.27	440.73	4.10	0.46	0	0.00	444.37	0.00	0.00	13.90	18.00
Vehicle	12.25	0.00	0.00	0	0	0.00	12.25	12.24	0.00	0.00	0	0.00	12.24	0.00	0.00	0.01	0.01
Plant & Equipment	1663.38	5.56	0.38	0	0	0.00	1668.56	996.52	52.93	0.39	0	0.00	1049.06	0.00	0.00	619.50	666.86
Total	3100.75	5.56	0.84	0	0	0.00	3105.47	1861.49	71.50	0.84	0	0.00	1932.15	0.00	0.00	1173.33	1239.26
<b>5. ASSETS NOT ACQUIRED OUT OF GOVT. GRANTS ON ACCOUNT OF TECHNICAL CENTRES</b>																	
BUILDING	2582.82	19.61	0.00	0	0	2505.83	96.60	119.31	1.43	0.00	0	113.73	7.01	0.00	0.00	89.59	2463.51
FURNITURE & FITTINGS	31.84	8.19	0.00	0	0	4.99	35.04	16.12	4.42	0.00	0	0.45	20.09	0.00	0.00	14.95	15.72
OFFICE & EQUIPMENTS	111.37	49.16	0.00	0	0	2.29	158.24	59.46	16.57	0.00	0	0.34	75.69	0.00	0.00	82.55	51.91
PLANT & EQUIPMENTS	555.75	98.82	0.00	0	0	431.98	222.59	79.93	9.45	0.00	0	56.97	32.41	0.00	0.00	190.18	475.82
TOTAL	3281.78	175.78	0.00	0	0	2945.09	512.47	274.82	31.87	0.00	0	171.49	135.20	0.00	0.00	377.27	3006.96
SUB TOTAL-TANGIBLE ASSETS	9476.18	292.59	66.57	0	0	-90.32	9792.52	3608.31	273.96	64.75	0	1.08	3815.58	-27.01	-27.63	6003.96	5896.36
PREVIOUS YEAR	9180.37	350.09	57.31	0	0	-3.03	9476.18	3369.13	278.31	39.10	0	0.02	3608.31	-27.63	-22.12	5896.36	5833.36
<b>INTANGIBLE ASSETS</b>																	
<b>01. OWN ASSETS</b>																	
COMPUTER SOFTWARE	30.11	21.93	0.00	0	0	-3.88	55.92	12.17	7.76	0.02	0	-1.08	20.99	0.00	0.00	34.93	17.94
<b>02. ASSETS ACQUIRED OUT OF GOVT. GRANT</b>																	
COMPUTER SOFTWARE	0.00	0.00	0.00	0	0	0.00	0.00	0.00	0.00	0.00	0	0.00	0.00	0.00	0.00	0.00	0.00



**NOTE - 11 FIXED ASSETS**

(₹ in lacs)

Particulars	GROSS BLOCK										ACCUMULATED DEPRECIATION			LTA		NET BLOCK	
	As At 01/04/13	Additions	Sale	Acquired through Business Combination	Revaluation/ (Impairment)	Inter Unit Transfer/ Inter Group Adjustment	Cost As At 31.03.14	As At 01/04/13	Depreciation Charge for the Year	Sales	Adjustment due to Revaluation/ (Impairment)	Inter Unit Transfer/ Inter Group Adjustment	As At 31/03/14	As At 31/03/14	As At 31/03/13	As At 31/03/14	As At 31/03/13
<b>03. ASSETS NOT ACQUIRED OUT OF GOVT GRANTS ON ACCOUNT OF TECHNICAL CENTRES</b>																	
COMPUTER SOFTWARE	5.75	64.17	0.00	0	0	0.00	69.92	1.50	9.23	0.00	0	0.00	10.73	0.00	0.00	59.19	4.25
SUB TOTAL-INTANGIBLE ASSETS	35.86	86.10	0.00	0	0	-3.88	125.84	13.67	16.99	0.00	0	-1.08	31.74	0.00	0.00	94.12	22.19
PREVIOUS YEAR	18.80	16.94	0.00	0	0	-0.12	35.86	7.72	5.91	0.00	0	-0.04	13.67	0.00	0.00	22.19	11.08
<b>01. CAPITAL WORK IN PROGRESS</b>																	
CAPITAL WORK IN PROGRESS	3174.37	1497.97	0.00	0	0	200.61	4471.73	106.41	0.00	0.00	0	106.41	0.00	0.00	0.00	4471.73	3067.96
PREVIOUS YEAR	2017.08	1160.87	0.00	0	0	3.58	3174.37	0.00	106.41	0.00	0	0.00	106.41	0.00	0.00	3067.96	2017.08
CAPITAL WORK IN PROGRESS ACQUIRED OUT OF GOVT. GRANTS	0.00	0.00	0.00	0	0	0.00	0.00	0.00	0.00	0.00	0	0.00	0.00	0.00	0.00	0.00	0.00
PREVIOUS YEAR	0.00	0.00	0.00	0	0	0.00	0.00	0.00	0.00	0.00	0	0.00	0.00	0.00	0.00	0.00	0.00
SUB TOTAL-CAPITAL WORK IN PROGRESS	3174.37	1497.97	0.00	0	0	200.61	4471.73	106.41	0.00	0.00	0	106.41	0.00	0.00	0.00	4471.73	3067.96
PREVIOUS YEAR	2017.08	1160.87	0.00	0	0	3.58	3174.37	0.00	106.41	0.00	0	0.00	106.41	0.00	0.00	3067.96	2017.08
<b>INTANGIBLE ASSETS UNDER DEVELOPMENT</b>																	
<b>OWN ASSETS</b>																	
COMPUTER SOFTWARE	0.00	0.00	0.00	0	0	0.00	0.00	0.00	0.00	0.00	0	0.00	0.00	0.00	0.00	0.00	0.00
PREVIOUS YEAR	12.16	0.00	12.16	0	0	0.00	0.00	12.16	0.00	12.16	0	0.00	0.00	0.00	0.00	0.00	0.00
GRAND TOTAL	12686.41	1876.66	66.57	0	0	106.41	14390.09	3727.53	290.95	64.75	0	106.41	3847.32	-27.01	-27.63	10569.81	8986.51
PREVIOUS YEAR	11228.41	1527.91	69.47	0	0	0.43	12686.41	3386.62	390.64	51.26	0	0.00	3727.53	-27.63	-22.12	8986.51	7861.52

**NOTE.**

- The above assets includes assets worth Rs. 13.99 Lacs on account of Research & Development Project(NABL Accreditation).
- Inter Unit Transfer/Inter Group Adjustment column includes assets worth Rs.94.20 Lacs being capitalized during the year from Capital Work-in-Progress

  
Gaunang Dixit  
General Manager-SG (Finance)



  
Niti Sethi  
Company Secretary



**THE NATIONAL SMALL INDUSTRIES CORPORATION LTD.**

**NOTE - 12 NON-CURRENT INVESTMENTS**

Particulars	(₹ in Lacs)	
	As At 31.03.14	As At 31.03.13
<b>Trade Investments</b>		
Investments in Properties	0.00	0.00
Investments in Equity Instruments	0.00	0.00
Investments in Preference Shares	0.00	0.00
Investments in Government or Trust Securities	0.00	0.00
Investments in Debentures or Bonds	0.00	0.00
Investments in Mutual Funds	0.00	0.00
Investments in Partnership Firms	0.00	0.00
Other Non-Current Investments	0.00	0.00
<b>Sub Total</b>	<b>0.00</b>	<b>0.00</b>
<b>Other Investments</b>		
Investments in Properties	0.00	0.00
Investments in Equity Instruments	22.78	22.78
Investments in Preference Shares	0.00	0.00
Investments in Government or Trust Securities	0.00	0.00
Investments in Debentures or Bonds	0.00	0.00
Investments in Mutual Funds	0.00	0.00
Investments in Partnership Firms	0.00	0.00
Other Non-Current Investments	0.00	0.00
<b>Sub Total</b>	<b>22.78</b>	<b>22.78</b>
<b>Total</b>	<b>22.78</b>	<b>22.78</b>
Less : Provision for Diminution in the Value of Non Current Investments	15.00	15.00
<b>As per Balance Sheet</b>	<b>7.78</b>	<b>7.78</b>

**ANNEXURE - 12A DETAILS OF AGGREGATE QUOTED AND UNQUOTED NON-CURRENT INVESTMENTS**

Particulars	(₹ in Lacs)	
	As At 31.03.14	As At 31.03.13
Aggregate amount of Quoted Investments (Market value of ₹ 93.90 lacs (Previous Year ₹ 85.40 lacs)	7.78	7.78
Aggregate amount of Unquoted Investments	15.00	15.00

**ANNEXURE - 12B DETAILS OF NON-CURRENT NON-TRADE INVESTMENTS**

Particulars	(₹ in Lacs)	
	As At 31.03.14	As At 31.03.13
1.21 lacs (Prev. Year 1.21 lacs) Equity Shares of M/s Singer India Ltd. of 10 each fully paid (1.13% holding) . (Mkt. value ₹ 93.90 lacs @ ₹ 77.35 per share (₹ 85.40 lacs @ ₹ 70.35 per share)	7.78	7.78
1 lac Equity Shares of ₹ 10 each fully paid-up in M/s Small Industries Product Promoted Organisation Ltd. (SIPPO) (12.06% holding) (Unquoted)	10.00	10.00
0.50 lac Equity Shares of ₹ 10 each fully paid-up in M/s Small Industries Products Marketing Organisation Ltd. (SIPMO) (N.A.% holding)(Unquoted)	5.00	5.00
<b>Sub Total</b>	<b>22.78</b>	<b>22.78</b>
Less: Provision for Diminution in the Value of Investments	15.00	15.00
<b>TOTAL</b>	<b>7.78</b>	<b>7.78</b>



*Gaurang Dixit*  
Gaurang Dixit  
General Manager -SG (Finance)

*Niki Sethi*  
Niki Sethi  
Company Secretary

**THE NATIONAL SMALL INDUSTRIES CORPORATION LTD.**

**NOTE - 13 LONG TERM LOANS & ADVANCES**

(₹ in Lacs)

Particulars	As At 31.03.14	As At 31.03.13
Capital Advances	504.32	1072.76
Security Deposits	50.64	65.99
Loans and Advances to Employees	51.27	65.34
Other Loans and Advances	237.50	237.25
Loans and Advances to Related Parties	0.00	0.00
Deposits/Balances with Excise /Sales Tax Authorities	0.00	0.00
Advance Payment of Income Tax / TDS (Net of Provisions)	0.00	0.00
Income Tax Recoverable	483.60	455.99
<b>As per Balance Sheet</b>	<b>1327.33</b>	<b>1897.33</b>

**ANNEXURE - 13B DETAILS OF LONG TERM LOANS & ADVANCES (INCLUDED UNDER LOANS AND ADVANCES TO EMPLOYEES) DUE BY DIRECTORS OR OTHER OFFICERS OF THE CORPORATION**

(₹ in Lacs)

Particulars	As At 31.03.14	As At 31.03.13
Directors*	0.00	0.00
Other Officers of the Company*	0.00	0.00
Firm in which Director is a Partner*	0.00	0.00
Private company in which Director is a member	0.00	0.00
<b>Total</b>	<b>0.00</b>	<b>0.00</b>

[\*] Either severally or jointly.

  
Gaurang Dixit  
General Manager-SG (Finance)




  
Niki Sethi  
Company Secretary

**THE NATIONAL SMALL INDUSTRIES CORPORATION LTD.**

**ANNEXURE - 13A DETAILS OF LONG TERM LOANS & ADVANCES**

(₹ in Lacs)

Particulars	As At 31.03.14		As At 31.03.13	
<b>Capital Advances</b>				
With RITES	384.05		774.39	
Add: Interest Accrued on Capital Advance	0.00	384.05	0.00	774.39
With CPWD	120.27		298.37	
Add: Interest Accrued on Capital Advance	0.00	120.27	0.00	298.37
With NBCC	0.00		0.00	
Add: Interest Accrued on Capital Advance	0.00	0.00	0.00	0.00
<b>Total</b>		<b>504.32</b>		<b>1072.76</b>
<b>Security Deposits</b>				
Secured Considered Good	16.69		58.27	
Unsecured Considered Good	33.95		7.72	
Considered Doubtful	0.05		0.05	
	50.69		66.04	
Less Additional/Normal Interest Suspense	0.00		0.00	
	50.69		66.04	
Less: Provision for Doubtful Deposits as per Contra	0.05		0.05	
<b>Total</b>		<b>50.64</b>		<b>65.99</b>
<b>Loans and Advances to Employees</b>				
Secured Considered Good	49.29		65.34	
Unsecured Considered Good	1.98		0.00	
Considered Doubtful	0.00		0.00	
	51.27		65.34	
Less Additional/Normal Interest Suspense	0.00		0.00	
	51.27		65.34	
Less: Cheques sent for Collection	0.00		0.00	
Less: Provision for Doubtful Loans and Advances as per Contra	0.00		0.00	
<b>Total</b>		<b>51.27</b>		<b>65.34</b>
<b>Other Loans and Advances</b>				
<b>Composite Term Loan</b>				
Secured Considered Good	169.04		296.10	
Unsecured Considered Good	122.41		22.53	
Considered Doubtful	212.88		202.74	
	504.33		521.37	
Less Additional/Normal Interest Suspense	98.76		99.96	
	405.57		421.41	
Less: Cheques sent for Collection	0.00		0.00	
Less: Provision for Doubtful Loans and Advances as per Contra	212.88	192.69	202.74	218.67
<b>Italian Line of Credit</b>				
Secured Considered Good	0.00		0.00	
Unsecured Considered Good	0.00		0.00	
Considered Doubtful	0.00		0.00	
	0.00		0.00	
Less: Additional / Normal Interest Suspense	0.00		0.00	
	0.00		0.00	
Less: Cheques sent for Collection	0.00		0.00	
Less Provision for Doubtful Loans and Advances as per Contra	0.00	0.00	0.00	0.00
<b>Term Loan</b>				
Secured Considered Good	11.78		23.98	
Unsecured Considered Good	5.58		0.00	
Considered Doubtful	1.29		2.05	
	18.65		26.03	
Less: Additional / Normal Interest Suspense	5.58		5.40	
	13.07		20.63	
Less: Cheques sent for Collection	0.00		0.00	




**ANNEXURE - 13A DETAILS OF LONG TERM LOANS & ADVANCES**

(₹ in Lacs)

Particulars	As At 31.03.14		As At 31.03.13	
Less: Provision for Doubtful Loans and Advances as per Contra	1.29	11.78	2.05	18.58
<b>Advance Recoverable in Cash or in Kind or for value to be received</b>				
Secured Considered Good	33.03		0.00	
Unsecured Considered Good	0.00		0.00	
Considered Doubtful	0.00		0.00	
	33.03		0.00	
Less: Additional / Normal Interest Suspense	0.00		0.00	
	33.03		0.00	
Less: Cheques sent for Collection	0.00		0.00	
Less: Provision for Doubtful Loans and Advances as per Contra	0.00	33.03	0.00	0.00
<b>Total</b>		<b>237.50</b>		<b>237.25</b>
<b>Loans and Advances to Related Parties</b>				
Secured Considered Good	0.00		0.00	
Unsecured Considered Good	0.00		0.00	
Considered Doubtful	0.00		0.00	
	0.00		0.00	
Less: Provision for Doubtful Loans and Advances as per Contra	0.00		0.00	
<b>Total</b>		<b>0.00</b>		<b>0.00</b>

  
Gaurang Dixit  
General Manager-SG (Finance)



  
Niti Sethi  
Company Secretary

**THE NATIONAL SMALL INDUSTRIES CORPORATION LTD.**

**NOTE - 14 OTHER NON-CURRENT ASSETS**

(₹ in Lacs)

Particulars	As At 31.03.14		As At 31.03.13	
<b>Long Term Trade Receivables (Including Trade Receivables on Deferred Credit Terms)</b>				
Secured Considered Good	0.00		0.00	
Unsecured Considered Good	0.00		0.00	
Considered Doubtful	0.00		0.00	
	<u>0.00</u>		<u>0.00</u>	
Less: Provision for Doubtful Dues as per Contra	<u>0.00</u>	0.00	<u>0.00</u>	0.00
<b>Others</b>		<b>146.45</b>		<b>159.52</b>
<b>Debts due by Related Parties</b>				
Secured Considered Good	0.00		0.00	
Unsecured Considered Good	0.00		0.00	
Considered Doubtful	0.00		0.00	
	<u>0.00</u>		<u>0.00</u>	
Less: Provision for Doubtful Dues as per Contra	<u>0.00</u>	0.00	<u>0.00</u>	0.00
<b>As per Balance Sheet</b>		<b>146.45</b>		<b>159.52</b>



*Gaurang Dixit*  
Gaurang Dixit  
General Manager-SG (Finance)

*Nini Sethi*  
Nini Sethi  
Company Secretary

**THE NATIONAL SMALL INDUSTRIES CORPORATION LTD.**

**ANNEXURE - 14A DETAILS OF OTHER NON-CURRENT ASSETS**

Particulars			(₹ in Lacs)	
			As At 31.03.14	As At 31.03.13
<b>Interest Accrued but not Due</b>				
On Fixed/Short Term Deposits	0.00		0.18	
On Others	146.45	146.45	159.34	159.52
<b>Interest Receivable</b>				
From Banks	0.00		0.00	
Less: Provision for Interest Receivable as per Contra	0.00	0.00	0.00	0.00
<b>Claims Receivable</b>				
From Insurance Company, Customs & Port Trust	0.00		0.00	
Less: Provision for Claims Receivable as per Contra	0.00	0.00	0.00	0.00
<b>Machinery issued under Hire Purchase Scheme</b>				
Machines out on Hire Purchase	0.00		0.00	
Less: Unaccrued Interest	0.00	0.00	0.00	0.00
<b>Total</b>		<b>146.45</b>		<b>159.52</b>

  
Gaurang Dixit  
General Manager-SG (Finance)



  
Niti Sethi  
Company Secretary

**THE NATIONAL SMALL INDUSTRIES CORPORATION LTD.**

**NOTE - 15 CURRENT INVESTMENTS**

Particulars	(₹ in Lacs)	
	As At 31.03.14	As At 31.03.13
Investments in Properties	0.00	0.00
Investments in Equity Instruments	0.00	0.00
Investments in Preference Shares	0.00	0.00
Investments in Government or Trust Securities	0.00	0.00
Investments in Debentures or Bonds	0.00	0.00
Investments in Mutual Funds	0.00	0.00
Investments in Partnership Firms	0.00	0.00
Other Current Investments	0.00	0.00
<b>Total</b>	<b>0.00</b>	<b>0.00</b>
Less: Provision for Diminution in the value of Current Investments	0.00	0.00
<b>As per Balance Sheet</b>	<b>0.00</b>	<b>0.00</b>

**ANNEXURE - 15A DETAILS OF AGGREGATE QUOTED AND UNQUOTED CURRENT INVESTMENTS**

Particulars	(₹ in Lacs)	
	As At 31.03.14	As At 31.03.13
Aggregate amount of Quoted Investments (Market value of ₹ N/A (Previous Year ₹ N/A)	0.00	0.00
Aggregate amount of Unquoted Investments (Previous Year ₹ N/A)	0.00	0.00

  
Gaurang Dixit  
General Manager-SG (Finance)



  
Niti Sethi  
Company Secretary

**THE NATIONAL SMALL INDUSTRIES CORPORATION LTD.**

**NOTE - 16 INVENTORIES**

(₹ in Lacs)

Particulars	As At 31.03.14	As At 31.03.13
Raw Materials and Components	0.00	0.00
Work-In-Process	0.00	0.00
Finished Goods	12.23	28.20
Stock-In-Trade	0.00	0.00
Stores and Spares	7.93	7.65
Loose Tools and Measuring Instruments	3.99	3.70
Patterns and Moulds	0.00	0.00
Land & Building in Stock, Industrial Estate, Naini	19.65	19.65
Goods-In-Transit	0.00	25.74
<b>Sub Total</b>	<b>43.80</b>	<b>84.94</b>
Less: Provision for Obsolete Stock	0.00	14.48
<b>As per Balance Sheet</b>	<b>43.80</b>	<b>70.46</b>



*Gaurang Dixit*  
Gaurang Dixit  
General Manager-SG (Finance)

*NRI Sethi*  
NRI Sethi  
Company Secretary



**THE NATIONAL SMALL INDUSTRIES CORPORATION LTD.**

**NOTE - 17 TRADE RECEIVABLES**

Particulars			(₹ in Lacs)	
	As At 31.03.14		As At 31.03.13	
<b>Trade Receivables Outstanding for a period exceeding six months from the date they are due for payment</b>				
Secured Considered Good	1414.83		1417.32	
Unsecured Considered Good	1192.48		1284.30	
Considered Doubtful	2404.40		2461.30	
	<u>5011.71</u>		<u>5162.92</u>	
Less: Seized Leased Suspense	79.25		79.25	
Less: Penal Interest Suspense	1139.65		1180.62	
	<u>3792.81</u>		<u>3903.05</u>	
Less: Cheques sent for Collection	9.10		0.00	
Less: Provision for Doubtful Debts as per Contra	2404.40	1379.31	2461.30	1441.75
<b>Trade Receivables Outstanding for a period less than six months from the date they are due for payment</b>				
Secured considered Good	3825.65		3404.41	
Unsecured considered Good	482.21		114.75	
Considered Doubtful	0.00		0.00	
	<u>4307.86</u>		<u>3519.16</u>	
Less: Seized Leased Suspense	0.00		0.00	
Less: Penal Interest Suspense	10.13		8.39	
	<u>4297.73</u>		<u>3510.77</u>	
Less: Cheques sent for Collection	0		3.10	
Less: Provision for Doubtful Debts as per Contra	0.00	4297.73	0.00	3507.67
<b>As per Balance Sheet</b>		<u>5677.04</u>	<u>4949.42</u>	

**ANNEXURE - 17A DETAILS OF TRADE RECEIVABLE STATED ABOVE INCLUDE DEBTS DUE BY DIRECTORS OR OFFICERS OF THE CORPORATION**

(₹ in Lacs)

Particulars			(₹ in Lacs)	
	As At 31.03.14		As At 31.03.13	
Directors*	0.00		0.00	
Other Officers of the Company*	0.00		0.00	
Firm in which directors is a partner*	0.00		0.00	
Private Company in which director is a member	0.00		0.00	
Total	<u>0.00</u>		<u>0.00</u>	

[\*] Either severally or jointly.

  
Gaurang Dixit  
General Manager-SG (Finance)



  
Nit Sethi  
Company Secretary

**THE NATIONAL SMALL INDUSTRIES CORPORATION LTD.**

**ANNEXURE - 17B DETAILS OF TRADE RECEIVABLES**

(₹ in Lacs)

Particulars	As At 31.03.14		As At 31.03.13	
<b>TRADE RECEIVABLES - HIRE PURCHASE</b>				
Trade Receivables Outstanding for a period exceeding six month from the date they are due for payment				
Secured Considered Good	314.96		369.23	
Unsecured Considered Good	786.07		886.32	
Considered Doubtful	1871.14		1911.75	
	2972.17		3167.30	
Less: Penal Interest Suspense	884.05		933.25	
	2088.12		2234.05	
Less: Cheques sent for Collection	9.10		0.00	
Less: Provision for Doubtful Debts as per Contra	1871.14	207.88	1911.75	322.30
Trade Receivables Outstanding for a period less than six months from the date they are due for payment				
Secured Considered Good	0.00		0.00	
Unsecured Considered Good	1.24		2.98	
Considered Doubtful	0.00		0.00	
	1.24		2.98	
Less: Penal Interest Suspense	0.84		0.37	
	0.40		2.61	
Less: Cheques sent for Collection	0		1.40	
Less: Provision for Doubtful Debts as per Contra	0.00	0.40	0.00	1.21
<b>Sub Total</b>		<b>208.28</b>		<b>323.51</b>
<b>TRADE RECEIVABLES - LEASING</b>				
Trade Receivables Outstanding for a period exceeding six month from the date they are due for payment				
Secured Considered Good	52.85		61.86	
Unsecured Considered Good	190.25		195.78	
Considered Doubtful	322.67		321.10	
	565.77		578.74	
Less: Seized Lease Suspense	79.25		79.25	
Less: Penal Interest Suspense	152.71		158.56	
	333.81		340.93	
Less: Cheques sent for Collection	0.00		0.00	
Less: Provision for Doubtful Debts as per Contra	322.67	11.14	321.10	19.83
Trade Receivables Outstanding for a period less than six months from the date they are due for payment				
Secured Considered Good	0.00		0.00	
Unsecured Considered Good	0.12		0.43	
Considered Doubtful	0.00		0.00	
	0.12		0.43	
Less: Seized Lease Suspense	0.00		0.00	
Less: Penal Interest Suspense	0.00		0.00	
	0.12		0.43	
Less: Cheques sent for Collection	0.00		0.00	
Less: Provision for Doubtful Debts as per Contra	0.00	0.12	0.00	0.43
<b>Sub Total</b>		<b>11.26</b>		<b>20.26</b>
<b>TRADE RECEIVABLES - MARKETING</b>				
Trade Receivables Outstanding for a period exceeding six month from the date they are due for payment				
Secured Considered Good	1023.83		919.58	
Unsecured Considered Good	54.32		60.38	
Considered Doubtful	166.65		192.14	
	1244.80		1172.10	
Less: Penal Interest Suspense	0.00		0.00	
	1244.80		1172.10	



**ANNEXURE - 17B DETAILS OF TRADE RECEIVABLES**

(₹ in Lacs)

Particulars	As At 31.03.14		As At 31.03.13	
Less: Cheques sent for Collection	0.00		0.00	
Less: Provision for Doubtful Debts as per Contra	166.65	1078.15	192.14	979.96
<b>Trade Receivables Outstanding for a period less than six months from the date they are due for payment</b>				
Secured Considered Good	3778.17		3321.39	
Unsecured Considered Good	386.16		78.59	
Considered Doubtful	0.00		0.00	
	4164.33		3399.98	
Less: Penal Interest Suspense	0.00		0.00	
	4164.33		3399.98	
Less: Cheques sent for Collection	0.00		1.27	
Less: Provision for Doubtful Debts as per Contra	0.00	4164.33	0.00	3398.71
<b>Sub Total</b>		<b>5242.48</b>		<b>4378.67</b>
<b>TRADE RECEIVABLES - OTHERS</b>				
<b>Trade Receivables Outstanding for a period exceeding six month from the date they are due for payment</b>				
Secured Considered Good	23.19		66.65	
Unsecured Considered Good	161.84		141.82	
Considered Doubtful	43.94		36.31	
	228.97		244.78	
Less: Penal Interest Suspense	102.89		88.81	
	126.08		155.97	
Less: Cheques sent for Collection	0.00		0.00	
Less: Provision for Doubtful Debts as per Contra	43.94	82.14	36.31	119.66
<b>Trade Receivables Outstanding for a period less than six months from the date they are due for payment</b>				
Secured Considered Good	47.48		83.01	
Unsecured Considered Good	94.69		32.75	
Considered Doubtful	0.00		0.00	
	142.17		115.76	
Less: Penal Interest Suspense	9.29		8.01	
	132.88		107.75	
Less: Cheques sent for Collection	0.00		0.43	
Less: Provision for Doubtful Debts as per Contra	0.00	132.88	0.00	107.32
<b>Sub Total</b>		<b>215.02</b>		<b>226.98</b>
<b>Total</b>		<b>5677.04</b>		<b>4949.42</b>

  
Gaurang Dixit  
General Manager-SG (Finance)




  
Niti Sethi  
Company Secretary

**NOTE - 18 CASH AND BANK BALANCES**

Particulars	(₹ in Lacs)	
	As At 31.03.14	As At 31.03.13
<b>(i) Cash &amp; Cash Equivalents</b>		
Balances with Banks		
In Current Accounts	2472.53	2450.58
In Deposit Accounts	0	0.10
In Fixed Deposits-Maturing upto 3 Months	<u>400.53</u>	<u>2144.46</u>
	2873.06	4595.14
Cheques, Draft-on-Hand	0.01	1.81
Cash-on-Hand	16.45	20.62
Imprest with Employees	0	0.05
Stamps-on-Hand	0.76	0.79
Remittance in Transit	<u>32.32</u>	<u>21.65</u>
	2922.60	4640.06
<b>(ii) Other Bank Balances</b>		
In Fixed Deposits-Maturing more than 3 months & upto 12 months	5.46	1052.79
In Fixed Deposits-Maturing over 12 months	1.19	1.09
Fixed Deposits - As Security with Govt. Authorities	<u>4.91</u>	<u>11.20</u>
	<u>11.56</u>	<u>1065.08</u>
<b>As per Balance Sheet</b>	<u>2934.16</u>	<u>5705.14</u>

  
Gaurang Dixit  
General Manager-SG (Finance)



  
Niti Sethi  
Company Secretary

**THE NATIONAL SMALL INDUSTRIES CORPORATION LTD.**

**NOTE - 19 SHORT TERM LOANS & ADVANCES**

(₹ in Lacs)

Particulars	As At 31.03.14		As At 31.03.13	
<b>Loan and Advances to Related Parties</b>				
Secured Considered Good	0.00		0.00	
Unsecured Considered Good	0.00		0.00	
Considered Doubtful	0.00		0.00	
	<u>0.00</u>		<u>0.00</u>	
	0.00		0.00	
Less: Cheques sent for Collection	0.00		0.00	
Less: Provision for Doubtful Loans and Advances as per Contra	0.00	0.00	0.00	0.00
<b>Others</b>				
<b>Others Loans and Advances</b>				
Secured Considered Good	239363.31		190157.06	
Unsecured Considered Good	870.72		877.50	
Considered Doubtful	6174.69		6236.58	
	<u>246408.72</u>		<u>197271.14</u>	
Less Additional/Normal Interest Suspense	437.15		437.15	
	<u>245971.57</u>		<u>196833.99</u>	
Less: Cheques sent for Collection	34.00		27.37	
Less: Provision for Doubtful Loans and Advances as per Contra	6174.69	239762.88	6236.58	190570.04
<b>Advance Recoverable in Cash or in Kind or for value to be received</b>				
Secured Considered Good	2884.95		3408.67	
Unsecured Considered Good	1136.24		77.07	
Considered Doubtful	82.40		101.57	
	<u>4103.59</u>		<u>3587.31</u>	
Less: Additional / Normal Interest Suspense	0.00		0.00	
	<u>4103.59</u>		<u>3587.31</u>	
Less: Cheques sent for Collection	0.00		2.50	
Less: Provision for Doubtful Loans and Advances as per Contra	82.40	4021.19	101.57	3483.24
<b>Loans and Advance to Employees</b>				
Secured Considered Good	20.25		22.59	
Unsecured Considered Good	29.64		48.50	
Considered Doubtful	0.22		0.65	
	<u>50.11</u>		<u>71.74</u>	
Less: Additional / Normal Interest Suspense	0.00		0.00	
	<u>50.11</u>		<u>71.74</u>	
Less: Cheques sent for Collection	0.00		0.00	
Less: Provision for Doubtful Loans and Advances as per Contra	0.22	49.89	0.65	71.09
<b>Others</b>				
Secured Considered Good	0.00		0.02	
Unsecured Considered Good	0.00		0.00	
Considered Doubtful	0.00		0.00	
	<u>0.00</u>		<u>0.02</u>	
Less: Additional / Normal Interest Suspense	0.00		0.00	
	<u>0.00</u>		<u>0.02</u>	
Less: Cheques sent for Collection	0.00		0.00	
Less: Provision for Doubtful Loans and Advances as per Contra	0.00	0.00	0.00	0.02
Deposits/Balances with Excise /Sales Tax Authorities		52.41		29.62
Advance Payment of Income Tax / TDS (Net of Provisions)		0.00		0.00
Income Tax Recoverable		0.00		0.00
<b>As per Balance Sheet</b>		<u>243886.37</u>		<u>194154.01</u>

  
Gaurang Dixit  
General Manager-SG (Finance)



Page No. 47

  
Niti Sethi  
Company Secretary

**THE NATIONAL SMALL INDUSTRIES CORPORATION LTD.**

**ANNEXURE - 19A DETAILS OF SHORT TERM LOANS & ADVANCES (INCLUDED UNDER LOANS AND ADVANCES TO EMPLOYEES) DUE BY DIRECTORS OR OTHER OFFICERS OF THE CORPORATION**

(₹ in Lacs)

Particulars	As At 31.03.14	As At 31.03.13
Directors*	0.00	0.00
Other Officers of the Company*	0.00	0.00
Firm in which Director is a Partner*	0.00	0.00
Private company in which Director is a member	0.00	0.00
<b>Total</b>	<b>0.00</b>	<b>0.00</b>

[\*] Either severally or jointly.

  
Gaurang Dixit  
General Manager-SG (Finance)



  
Niti Sethi  
Company Secretary

**THE NATIONAL SMALL INDUSTRIES CORPORATION LTD.**

**ANNEXURE - 19B DETAILS OF OTHER SHORT TERM LOANS AND ADVANCES**

(₹ in Lacs)

Particulars	As At 31.03.14		As At 31.03.13	
<b>OTHER LOANS AND ADVANCES</b>				
<b>Raw Material Distribution (RMD)</b>				
Secured Considered Good	239074.60		189866.12	
Unsecured Considered Good	647.15		651.57	
Considered Doubtful	4975.90		5016.26	
	<u>244697.65</u>		<u>195533.95</u>	
Less: Additional/Normal Interest Suspense	343.83		343.83	
	<u>244353.82</u>		<u>195190.12</u>	
Less: Cheques sent for Collection	34.00		27.37	
Less: Provision for Doubtful Loans and Advances as per Contra	4975.90	239343.92	5016.26	190146.49
<b>Bills of Exchange Discounted (BD)</b>				
Secured Considered Good	288.72		290.94	
Unsecured Considered Good	223.56		225.93	
Considered Doubtful	1198.79		1220.32	
	<u>1711.07</u>		<u>1737.19</u>	
Less: Additional / Normal Interest Suspense	93.32		93.32	
	<u>1617.75</u>		<u>1643.87</u>	
Less: Cheques sent for Collection	0.00		0.00	
Less: Provision for Doubtful Loans and Advances as per Contra	1198.79	418.96	1220.32	423.55
<b>Total</b>		<u><b>239762.88</b></u>		<u><b>190570.04</b></u>

Note Secured Considered Good other Loans & Advances under Raw Material Distribution (RMD) & Bills of Exchange Discounted (BD) includes ₹ 236804.02 lacs (₹ 187936.50 lacs) backed with the Security of BG

  
Gaurang Dixit  
General Manager-SG (Finance)

Page No. 49



  
Niti Sethi  
Company Secretary

**THE NATIONAL SMALL INDUSTRIES CORPORATION LTD.**

**NOTE - 20 OTHER CURRENT ASSETS**

Particulars	(₹ in Lacs)	
	As At 31.03.14	As At 31.03.13
<b>Security Deposits</b>		
Secured Considered Good	69.07	358.51
Unsecured Considered Good	94.10	14.90
Considered Doubtful	0.03	1.68
	<u>163.20</u>	<u>375.09</u>
Less Additional/Normal Interest Suspense	0.00	0.00
	<u>163.20</u>	<u>375.09</u>
Less: Provision for Doubtful Dues as per Contra	0.03	1.68
Others	18.84	33.07
<b>As per Balance Sheet</b>	<u>182.01</u>	<u>406.48</u>

  
Gaurang Dixit  
General Manager-SG (Finance)



  
Niti Sethi  
Company Secretary



**THE NATIONAL SMALL INDUSTRIES CORPORATION LTD.**

**ANNEXURE - 20A DETAILS OF OTHER CURRENT ASSETS - OTHERS**

(₹ in Lacs)

Particulars	As At 31.03.14		As At 31.03.13	
<b>Interest Accrued but not due</b>				
On Fixed/Short Term deposits	1.47		9.62	
On Others	16.82	18.29	23.34	32.96
<b>Interest Receivable</b>				
From Banks	268.84		268.41	
Less: Provision for Interest Receivable as per Contra	268.29	0.55	268.30	0.11
<b>Claims Receivable:</b>				
From Insurance Company, Customs & Port Trust	0.00		0.00	
Less: Provision for Claims Receivable as per contra	0.00	0.00	0.00	0.00
<b>Machinery issued Under Hire Purchase Scheme</b>				
Machines out on Hire Purchase	0.00		0.00	
Less: Unaccrued Interest Machines out on Hire Purchase	0.00	0.00	0.00	0.00
<b>Total</b>		<b>18.84</b>		<b>33.07</b>



Gaurang Dixit  
General Manager-SG (Finance)



  
Niti Sethi  
Company Secretary